

Children's Access Guide

Armagh Robinson Library



and No 5 Vicars' Hill



When you plan to visit Armagh Robinson Library, please bring a grown-up with you. At the front door you will need to use the buzzer to be let inside. Someone from the Library will be happy to let you in and show you around.



Once inside, you will see a large staircase on your left. These steps will take you up to the main library space. The chair lift is used to assist those who may not be able to walk up the stairs.

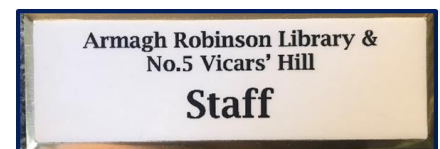


Should you need it during your visit, the toilet is at the bottom of the stairs.

At the top of the stairs, you will see this large white doorway. It will lead you into the main library space (known as the Long Room).



This area is full of beautiful old books and other objects. It is also a quiet and calm place to visit. You will be greeted cheerfully by library staff. They wear name badges.



Ask for anything you may need, the staff member is there to help!




In the Library, feel free to take a look at the items behind glass.

Just be careful! This is a special library. Unlike a regular library, many things here are very old and fragile, so you can't touch them without the help of the Library staff.

You may be asked to wear white museum gloves, as these two young visitors are doing.



There are also treasure hunt guides that you can use to make the most of your visit.





We even have toys and books for our very young visitors.



Do make sure to take in the great view of St Patrick's Roman Catholic Cathedral through the window.

But, again, remember, not to touch the books without permission They are very old.



We hope you enjoy your visit to Armagh Robinson Library.

Make sure to visit No 5 Vicars' Hill too!

A few doors up the street, you will find No. 5 Vicars' Hill. It is directly opposite St Patrick's Church of Ireland Cathedral and marked by a sign on the outside wall. Come in and take a look around!



Once inside, you will see this narrow hallway and the reception desk.

A member of staff will be there to say hello and to show you where all the objects are.




While inside, take a look at the Ogham stone believed to be around 1,600 years old! See if you can write your name in the Ogham alphabet on the activity sheet.

If you need to use the toilet in No 5, you will find it through a doorway opposite to the Ogham stone

Just two steps up into the front room, you will find various objects and more information on Armagh's history.



Your activity sheet also features a space for rubbings found throughout the museum including old coins and weapons! Pencils are provided for you.



Make sure to try out the touch screens that tell you about the history of Armagh and the old Cathedral hill. These can be found in the centre of the two large rooms.

Don't worry if you cannot reach the activities! Stepstools are underneath the display.





Pictured here is one of the touch screens you are allowed to use.

There is a lot to see at No 5 Vicars' Hill.



The toys and books are waiting for our younger visitors in No 5 as well!



At the back of the second room, called the Robinson Room, there is a door which opens out on to the balcony. A member of staff will open the door for you, if the weather is good. From the balcony you can see the views across the west of Armagh towards Navan Fort. You can also go down the steps to look at the garden with its flowers and shrubs.

Before you leave the Hill of Armagh, be sure to take in the great views of St Patrick's Cathedral across the street. The first church built on this site dates back to 445 AD, over 1,500 years ago, thanks to St Patrick!



We hope that you will enjoy our visit to Armagh Robinson Library and No 5 Vicars' Hill.

We look forward to welcoming you to both our buildings.